بم ø ” ´

2019 ч

.....4

..... 5

.....10 Ů

M,

ٮ ا م ב ´ ״ ε

2019

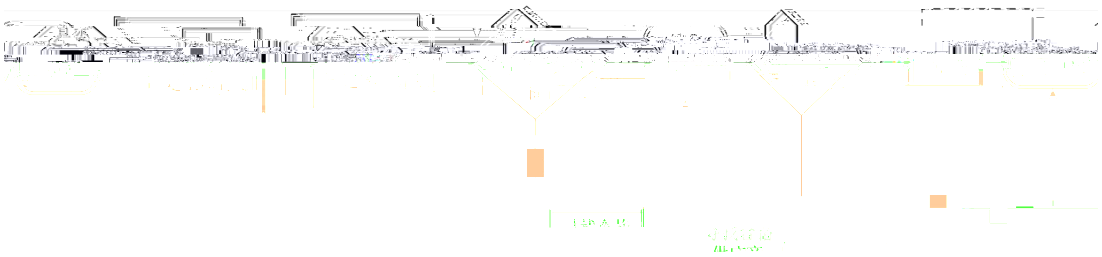

生产流程图



1

kalorama The Worldwide Market for In Vitro Diagnostic (IVD) Tests,11th Edition 2018 650

2023 4% 778

2018

IVD 44 20 9 [1]

IVD

2017 10

74.08%[2]



[illegible]

3



8

˜ ⌀ Ǔ˝ Ǔ ˇ ˝

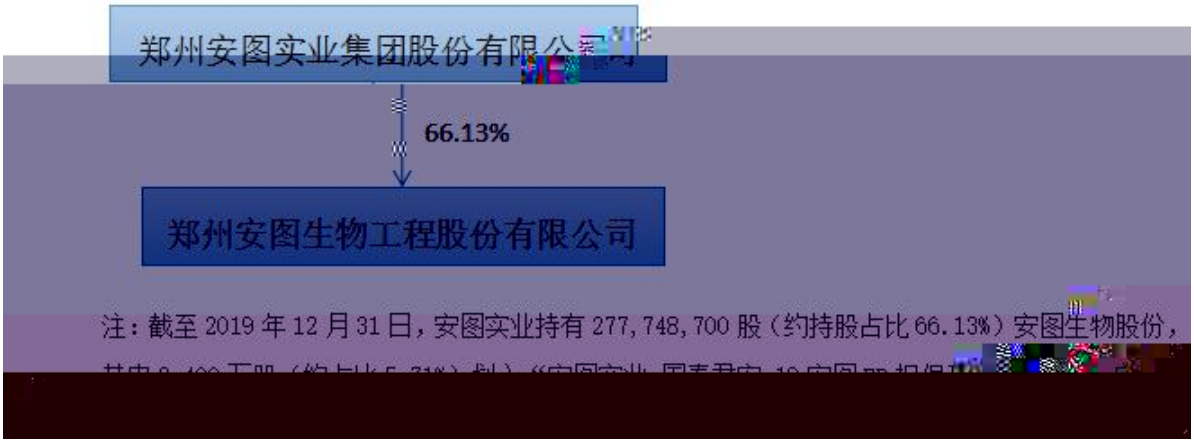
郑州安图实业集团股份有限公司
66.13%
郑州安图生物工程股份有限公司
注：截至 2019 年 12 月 31 日，安图实业持有 277,748,700 股（约持股占比 66.13%）安图生物股份，

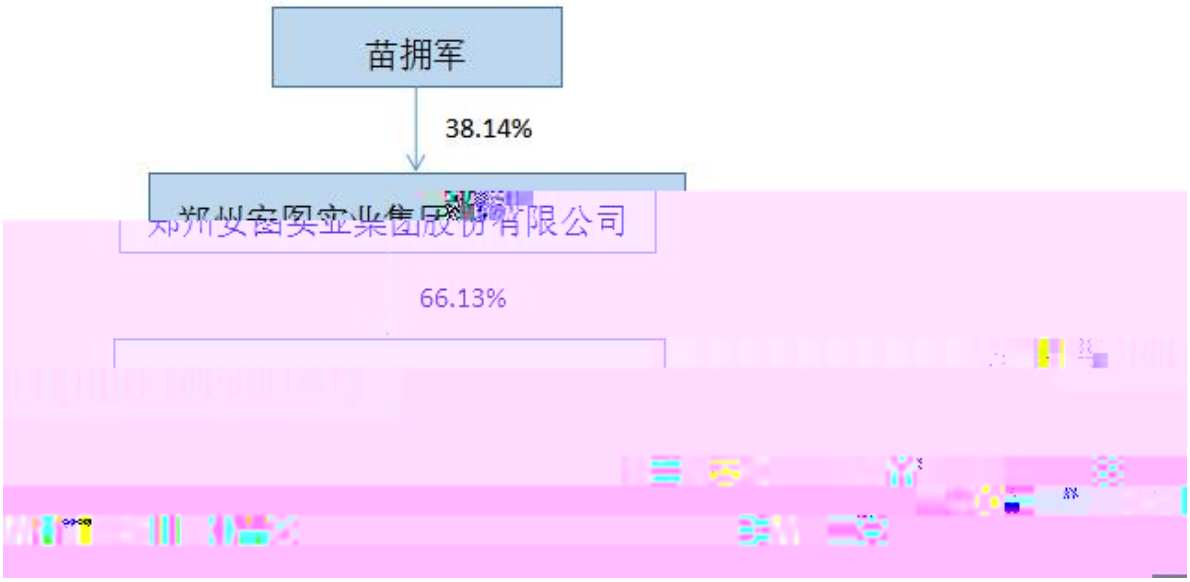
苗拥军
38.14%
郑州安图实业集团股份有限公司
66.13%

" ɛɹ ɛɹ . uɐu "



Й ” ´

f

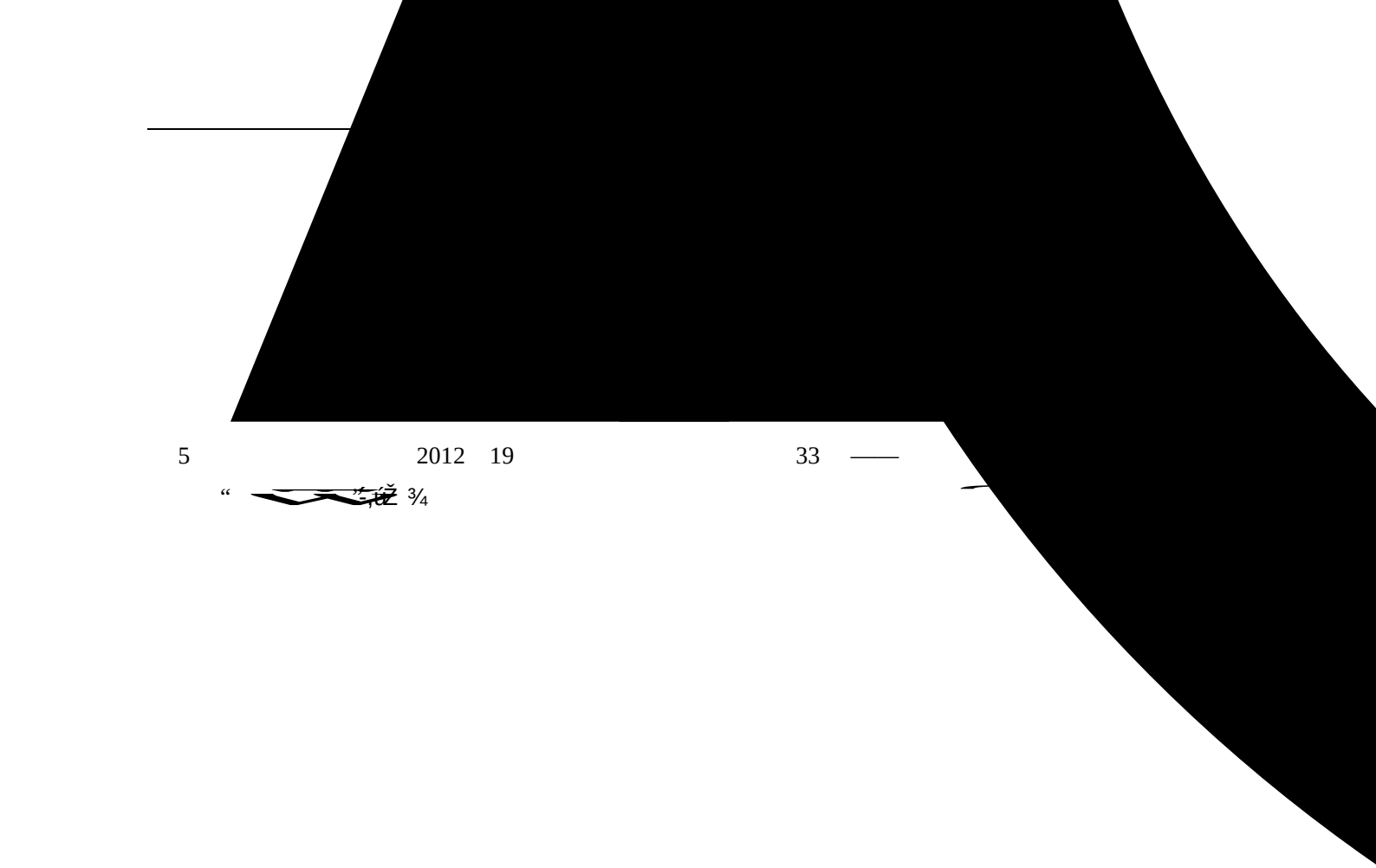

5 2012 19 33 ——

“ ¾

20 “ ” 2 “
”

8 ——

1

2

3

“ ”

/ /

/ /

/

“ ”

1

4

5

6

7

“ ”

8

1

5

	“ ”

12

12

12

10 “ ”

“ ”

8 ——

42 ——

“ ”

1

2

/

/

“ ” “ ”

“ ” /

“ ” “

” “

”

20 ——

29 “ ”

1

2 3

4

5

2

1

1

2

		A B	

1

2

1

2

3

4

3

1

2

1

i e

2019 (2019 16)		

2018

(2)

2019 2018

3 2019 6 10 7

2019 6 17 12

2019

		931,477.70	931,477.70
	931,477.70		-931,477.70

2019

					,479,332 .50					



	192,910,081.74	

			8,550,479.39		

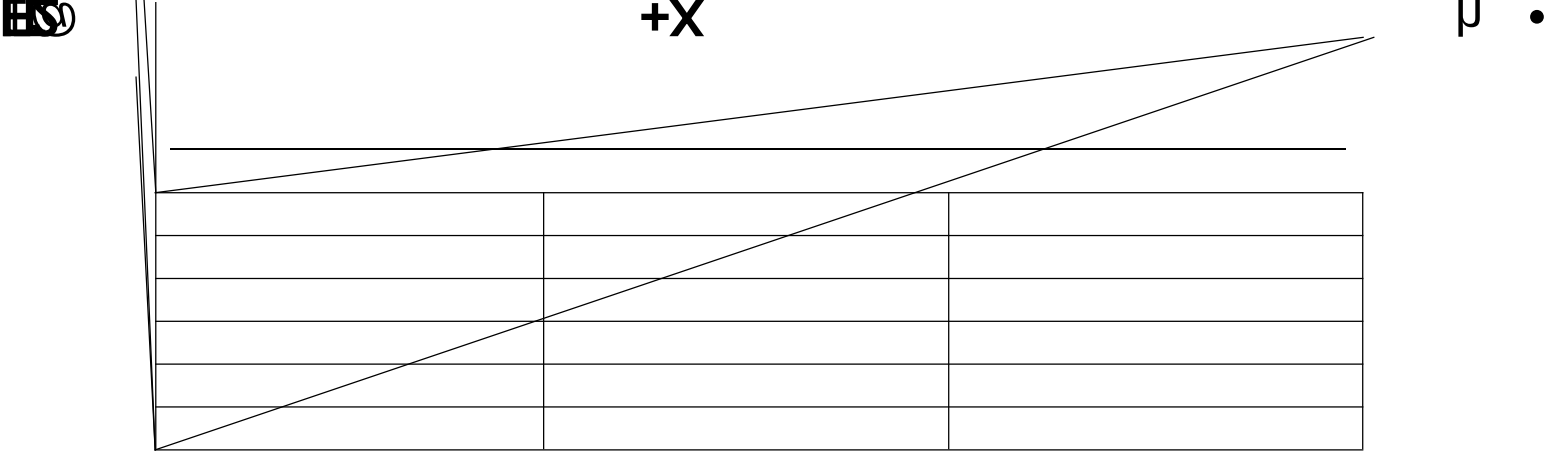
+X

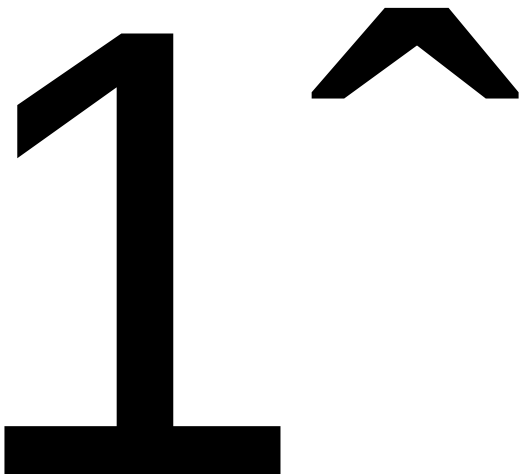

0 1 2 3 4 5 6 7 8 9 10 11 12 13 14 15 16 17 18 19 20 21 22 23 24 25 26 27 28 29 30 31 32 33 34 35 36 37 38 39

; G 4 N©9 1 6Ñ" »EˆO Ć
,´ 8 AÑ

F2

	Mobidiag Oy				

2,410,060.84	2,410,060.84